



STATE
PROPERTY
FUND
OF UKRAINE

PRIVATIZATION IN UKRAINE 2016-2017

*your great opportunity in
our transparent privatization*

The list of SOEs for privatization

In assistance with:





STATE
PROPERTY
FUND
OF UKRAINE

Dear Sir,

State Property Fund of Ukraine is proud to announce transparent privatization of state assets in Ukraine.

Government of Ukraine approved the list of about 300 state-owned companies that allowed for privatization in 2016-2017.

We look forward to your interest and will assist throughout the privatization process.

We highly appreciate if you could distribute this booklet to the companies having interest in Ukrainian privatization.

Sincerely yours,

Chairman

Igor Bilous

For any questions and support please:

- dial "hot-line" +380 800 50 56 46
- e-mail: privatization@spfu.gov.ua
- visit: www.privatization.gov.ua
- mail: 18/9 Kutuzova st., Kyiv, 01601, Ukraine



STATE
PROPERTY
FUND
OF UKRAINE

We started transparent privatization according to best international standards:



Preliminary
Due-Diligence is Available



Foreign State-Owned
Investors are Welcomed



International
Arbitrage is Applicable



Only 5% Bid Bond
Guarantee or Cash Deposit



Personal Consultant
for Every Bidder



Step-by-Step Manual Guide
for Every Bidder



On-line Privatization Process
on privatization.gov.ua



Bidders from Offshore Zones, FATF List,
Aggression Countries are Banned



TOP-10 Companies for Privatization:

1. Odessa Portside Plant *Fertilizing* p. 5
2. United Mining & Chemical Company *Mining* p. 6
3. Khmel'nitskoblenergo *Power Distribution* p. 8
4. Ternopiloblenergo *Power Distribution* p. 9
5. Kharkivoblenergo *Power Distribution* p. 10
6. Mykolaivoblenergo *Power Distribution* p. 11
7. Zaporizhyaoblenergo *Power Distribution* p. 12
8. Cherkasyoblenergo *Power Distribution* p. 13
9. President-Hotel "Kyivsky" *Hotels* p. 14
10. Tsentrenergo *Power Generation* p. 15

The full list of **290** SOEs
for privatization in 2017

p. 16-34

Odesa Portside Plant

Fertilizing

Map of Ukraine



The leading Ukrainian nitrogen fertilizer producer and transshipment company on the Black Sea coastline



Strategic location at the Port of Yuzhne and connection to the country's gas and chemical pipeline infrastructure



Exports accounts for 90% of urea output and 99% of ammonia output, shipped to over 30 countries worldwide



Operates the largest seaside ammonia and urea transshipment assets in region: ammonia (4.0 mtpa), urea (3.6 mtpa) and methanol (1.0 mtpa)



Accounts for 23% of urea and 18% of ammonia production capacity in Ukraine: 0.94 mtpa – urea and 1.16 mtpa - ammonia



Expanded and upgraded in 2000-2006 with ammonia and urea capacity increased by 180 and 240 ktpa, respectively

State stake for privatization: **99%**

Month of auction: **December 2016**

Advisor:



UBS

Sean Weissenberger

Anton Potapenko

*Managing Director
EMEA Head of Chemicals*

Director

+44 (20) 7568 2106

+44 (20) 7567 8000

sean.weissenberger@ubs.com

anton.potapenko@ubs.com

Detailed information: privatization.gov.ua/opp

United Mining and Chemical Company

Mining industry

Map of Ukraine



Production capacity:

Vilnohirsk Mining & Metallurgical Plant - a leading enterprise of Ukraine at production of concentrates of rare metals
Irshansk Mining & Processing Plant - mining and concentration of ilmenite ore (titanium ore)



Main products: ilmenite, rutile, staurolite, zircon and kyanite-sillimanite concentrates; sands



\$75M total assets, \$23M financial liabilities as of Dec 2015



\$4M annual revenue, \$1,8M - EBITDA as of Dec 2015



Consumers of products are enterprises of refractory, foundry, ceramic, pigment, metallurgy and glass industry worldwide



Ukraine, Russia, Great Britain, Austria, Germany, France, Turkey, Poland, Korea

State stake for privatization: **100%**

Month of auction: **February 2017**

Detailed information: privatization.gov.ua/

Electricity Sector Reform

Regulation and Legislation

Multiple changes to energy landscape to benefit market participants include:

 Electricity Law	<p>New law aimed at complying with EU Third Energy Package.</p> <p>Legal unbundling of Oblenergo operations into distribution and supply.</p>	<p>First reading approved in Parliament of Ukraine on September 22, 2016.</p> <p>Final approval expected by the end of 2016.</p>
 Independent Regulator Law	<p>Enhance political and financial autonomy for the Regulator.</p>	<p>Passed by Parliament of Ukraine on September 22, 2016.</p>
 Regulatory Asset Base (RAB) Tariff	<p>Tariffs will incorporate regulated rates of return on new and existing assets.</p> <p>Qualifying Oblenergos will receive a tariff for a three-year period, with an optional extension for five additional years, reducing risks for future cash flow.</p>	<p>RAB incentive tariff structure methodology already approved by regulator.</p> <p>Finalization of asset valuation methodology and attractive rates of return expected by the end of 2016.</p>
 Tariff Reforms	<p>Residential tariffs will increase 3.5 times to towards cost-reflective levels by 2017 to reduce cross-subsidies.</p>	<p>Implementation planned in a five-step process.</p> <p>As of July 2016, four of the five increases have occurred on schedule.</p> <p>The final increase is expected on March 1, 2017.</p>

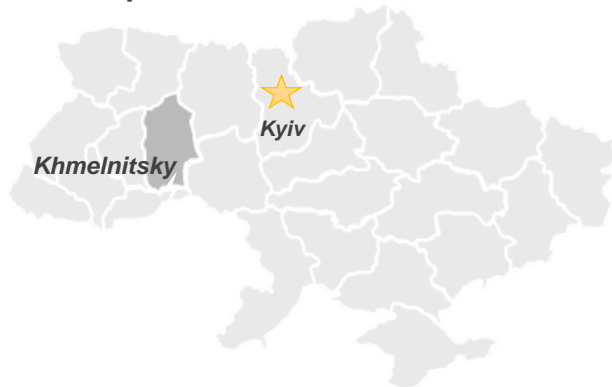
Detailed information:

https://www.energy-community.org/portal/page/portal/ENC_HOME/AREAS_OF_WORK/Implementation/Ukraine/Electricity

Khmelnytskoblenergo

Power distribution company

Map of Ukraine



33,014 km of lines, 7,585 total substations,
20.6 sq. km service territory



568,000 total customers, 3,600 employees



\$65M total assets, only \$13M total liabilities
as of Dec 2015



\$65M annual revenue, 10.9% EBITDA
margin in 2015



2.1 TWh electricity sales in 2015



Diversified customer based: 42% households, 13% Transit,
18% industry, 12% municipal, 11% commercial

State stake for privatization: **70%**

Month of auction: **January 2017**

Advisor: **Deloitte.**

Alexandr Sopronenkov
Senior Manager, Ukraine
+38 (044) 490-9000

osopronenkov@deloitte.ua

Jason Alvarado
Manager, USA
+1 (404) 942-6986

jalvarado@deloitte.com

Detailed information: privatization.gov.ua/khmelnytsk

Ternopiloblenergo

Power distribution company

Map of Ukraine



24,098 km of lines, 6,072 total substations,
13.8k sq. km service territory



420,000 total customers, 2,200 employees



\$32M total assets, only \$8M in total
liabilities as of Dec 2015



\$47M annual revenue, 8.6% EBITDA
margin in 2015



2.1 TWh electricity sales in 2015



Diversified customer based: 54% households, 6% Transit
17% industry, 13% municipal, 10% commercial

State stake for privatization: **51%**

Month of auction: **January 2017**

Advisor: **Deloitte.**

Alexandr Sopronenkov
Senior Manager, Ukraine
+38 (044) 490-9000

osopronenkov@deloitte.ua

Jason Alvarado
Manager, USA
+1 (404) 942-6986

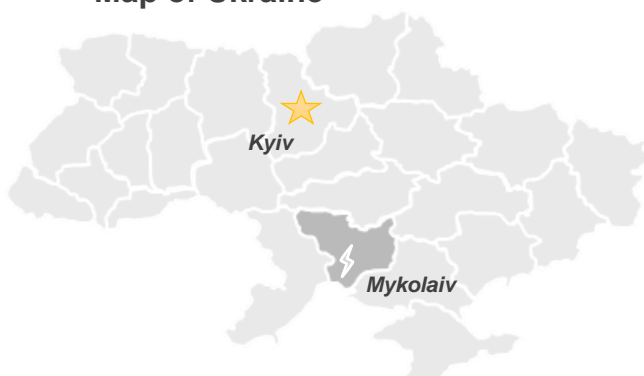
jalvarado@deloitte.com

Detailed information: privatization.gov.ua/ternopil

Mykolaivoblenergo

Power distribution company

Map of Ukraine



26,128 km of lines, 6,277 total substations,
24.6k sq. km service territory



500,000 total customers, 3,555 employees



\$43M total assets, only \$29M total liabilities
as of Dec 2015



\$99M revenue for 2015, 8.1% EBITDA
margin



2.5 TWh electricity sales in 2015



Diversified customer based: 40% households, 12 Transit,
23% industry, 13% municipal, 12% commercial

State stake for privatization: **70%**

Month of auction: **January 2017**

Advisor: **Deloitte.**

Alexandr Sopronenkov
Senior Manager, Ukraine
+38 (044) 490-9000

osopronenkov@deloitte.ua

Jason Alvarado
Manager, USA
+1 (404) 942-6986

jalvarado@deloitte.com

Detailed information: privatization.gov.ua/mykolaiv

Kharkivoblenergo

Power distribution company

Map of Ukraine



48,267 km of lines, 11,165 total substations,
32k sq. km service territory



1.5M total customers, 6,731 employees



\$139M total assets, only \$30M total
liabilities as of Dec 2015



UAH 4,941M (\$226M, €204M) annual
revenue, 6.3% EBITDA margin in 2015



6.1 TWh electricity sales in 2015



Diversified customer based: 35% households, 13 Transit,
22% commercial, 17% municipal, 13% industry

State stake for privatization: **65%**

Month of auction: **January 2017**

Advisor: **Deloitte.**

Alexandr Sopronenkov
Senior Manager, Ukraine
+38 (044) 490-9000
osopronenkov@deloitte.ua

Jason Alvarado
Manager, USA
+1 (404) 942-6986
jalvarado@deloitte.com

Detailed information: privatization.gov.ua/kharkiv

Zaporizhyaoblenergo

Power distribution company

Map of Ukraine



39,661 km of lines, 8,500 total substations,
27.2k sq. km service territory



780,000 total customers, 5,700 employees



\$99M total assets, \$82M total liabilities as
of Dec 2015



\$379M annual revenue, 2.8% EBITDA
margin in 2015



8.2 TWh electricity sales in 2015



Diversified customer based: 45% industry,
32% households, 13% commercial, 10% municipal

State stake for privatization: **60%**

Month of auction: **January 2017**

Advisor: **Deloitte.**

Alexandr Sopronenkov
Senior Manager, Ukraine
+38 (044) 490-9000

osopronenkov@deloitte.ua

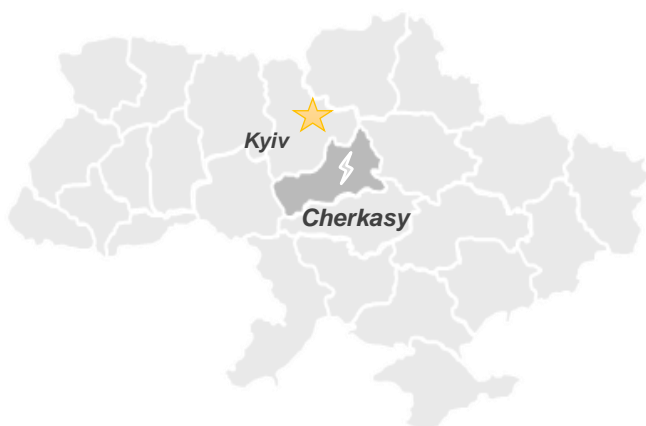
Jason Alvarado
Manager, USA
+1 (404) 942-6986

jalvarado@deloitte.com

Detailed information: privatization.gov.ua/zaporizhya

Cherkasyoblenergo

Electricity distribution company



31,892 km of lines, 9,159 total substations,
20.9k sq. km service territory



0.6M total customers, 3,876 employees



\$35M total assets, only \$23M total liabilities
as of Dec 2015



\$108M revenue for 2015, 3.1% EBITDA
margin



2.8 TWh electricity sales in 2015



Diversified customer based: 31% households, 30% Transit
18% industry, 8% municipal, 13% commercial

State stake for privatization: **71%**

Month of auction: **May 2017**

Advisor: **Deloitte.**

Alexandr Sopronenkov
Senior Manager, Ukraine
+38 (044) 490-9000

osopronenkov@deloitte.ua

Jason Alvarado
Manager, USA
+1 (404) 942-6986

jalvarado@deloitte.com

Detailed information: privatization.gov.ua/cherkasy

President-Hotel “Kyivskiy”

Hotels

Map of Ukraine



4 Star hotel built in 1990 and reconstructed in 2012. 374 comfortable rooms (incl. 30 suites). Land plot 2.46 ha that includes small landscape park.



12 employees (others – in outsourcing).



\$7M total assets, \$1.3M annual revenue, 68.8% EBITDA margin in 2015



Congress hall (596 sq.m), Conference center (873 sq.m) - for almost 1000 people and rooms for negotiations



Possibility to conduct 17 separate simultaneous events - 5 Banquet Rooms, Entertainment Complex, 2 restaurants.



Parking for 65 slots

State stake for privatization: **100%**

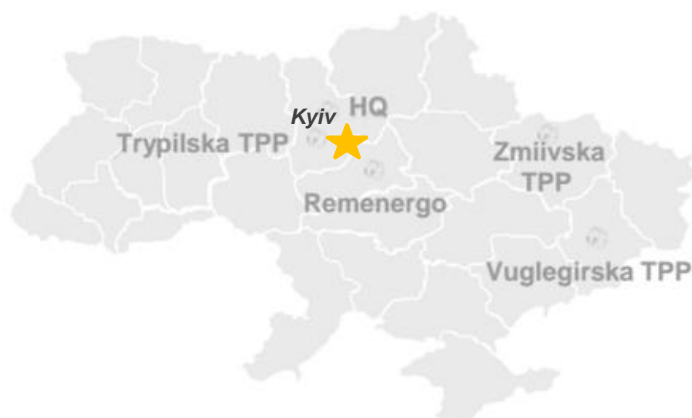
Month of auction: **Fall 2016**

Detailed information: privatization.gov.ua/hotel

Tsentrenergo

Power Generation Company

Map of Ukraine



Includes 3 TPP: Vuglegirska (3 600 MW), Zmiivska (2 265 MW) and Trypilska (1 825 MW)



The 2nd largest thermal power generating company (14% of total capacity), 7,759 employees



\$301M total assets, \$194M total liabilities as of Dec 2015



\$314M revenue for 2015, 3.7% EBITDA margin



15-18 TWh electricity sales annually



In 2013-2015 4 power units (300 MW) of Vuglegirska TPP were rehabilitated & Trypilska TPP was reconstructed

State stake for privatization:

78%

Month of auction:

May-June 2017

Advisor: **Deloitte.**

Alexandr Sopronenkov
Senior Manager, Ukraine
+38 (044) 490-9000

osopronenkov@deloitte.ua

Jason Alvarado
Manager, USA
+1 (404) 942-6986

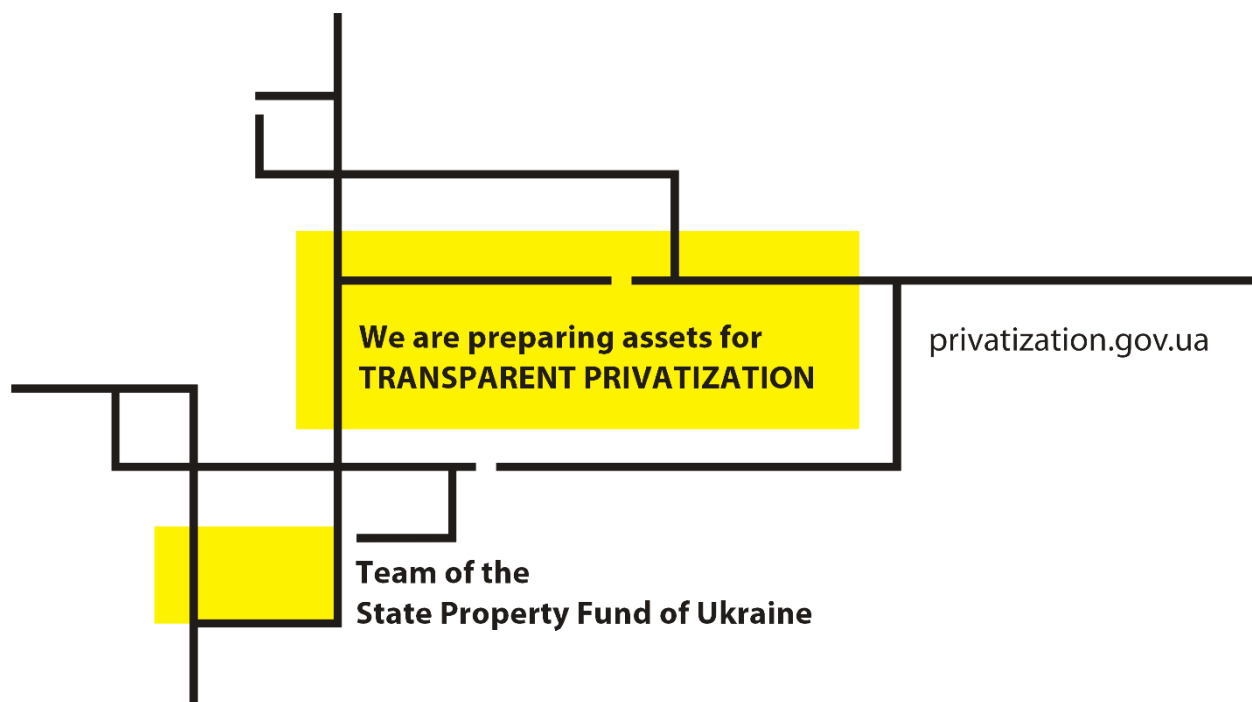
jalvarado@deloitte.com

Detailed information: privatization.gov.ua/tsentrenergo



STATE
PROPERTY
FUND
OF UKRAINE

THE FULL LIST OF SOEs
FOR PRIVATIZATION
IN 2016-2017



Agriculture

Company name	State stake for sale, %	Revenue, '000 UAH (2015)	EBITDA, '000 UAH (2015)
State Food & grain Company	100	12 418 410	-1 392 074
Agrarian Fund	100	2 874 551	222 780
Novopokrovsky factory of bakery products	100	298 356	7 565
“Svit Lasoshiv”	40	213 416	1 411
National joint stock company “Ukragroleasing”	100	96 012	-31 114
“Ukrliktravy”	100	42 611	2 257
Breeding-farm “Stepove”	100	26 809	3 303
“Bryilivske”	6,5	16 395	-54 909
Myrogoshansky state racetrack	100	12 417	437
“Svytanok”	100	10 218	1 094
State seed agriculture company “Vyryvske”	100	9 276	5 402
Sovkhoz “Vynogradna Dolyna”	100	5 946	493
Liman state production agricultural-piscicultural enterprise	100	4 937	417
“Volodymirske”	100	4 842	2 399
“Iskra”	100	4 033	N/A
“Blagodatne”	100	2 999,9	N/A
Volyn regional agricultural production enterprise of breeding work in animal husbandry	100	2 950	N/A
Drohobych salt-making factory	100	2 934	N/A
“Ukraine”	100	2 797	-1 682
Agro-industrial firm “Poltavasadvinmarket”	100	2 570	-39,5

Agriculture

Company name	State stake for sale, %	Revenue, '000 UAH (2015)	EBITDA, '000 UAH (2015)
“Kriviy Rig Rayagropromenergo”	100	2 540	N/A
“Grozynske”	100	2 124	N/A
“Chutove”	100	1 991	-265
Kirovograd plant for the production of food products	99,5	1 665	75
Agricultural enterprise “Selectsiya-Plemresursy”	13	1 405	71
Boryspil enterprise “Sortnassinneovoch”	25	1 230	-411,7
Tulchinsk production enterprise of breeding work in animal husbandry	100	1 201,70	N/A
Poltava state educational Kombinat of agro-industrial complex	100	1 170	N/A
Meat-dairy complex “Seversky”	25	1 103	-599
State agricultural enterprise “Kilchen”	100	960	N/A
State silk-sovkhoz “Krivorizky”	100	932	34
Kharkiv industrial-trade enterprise	100	723	N/A
Hothouse combine	100	707	-124
Oleksandriysky silk-sovkhoz	100	700	130
State scientific-production enterprise “Vinkonservproekt”	100	632	N/A
State diversified enterprise “Urozhay”	100	620	N/A
“Liktravy”	100	445	238
Sophia enterprise of breeding work in animal husbandry	100	422	-71
Bakery plant “Zaliznychnyk”	48	385	-186,8
Agricultural enterprise “Trest”	100	374	N/A
Apostolivske enterprise of breeding work in animal husbandry	100	321	N/A
Educational-experimental farm “Dokuchaevske” of Kharkiv national agrarian University	100	297	N/A

Agriculture

Company name	State stake for sale, %	Revenue, '000 UAH (2015)	EBITDA, '000 UAH (2015)
State silk-sovkhoz "Chutivsky"	100	264	N/A
NVAP «Novogaleschynska biofabryka»	33	48	-41,8
Brayilovska base for storage and marketing of plant protection products	49	N/A	764
"Chervoniy Chaban"	25	N/A	N/A
Agricultural enterprise "Zaporizke"	100	N/A	N/A
State silk farm "Sakhnovschinske"	100	N/A	N/A
Volyn station of grassland science	100	N/A	N/A
Horse breeding of Ukraine	100	N/A	N/A
State silk-sovkhoz "Apostolivsky"	100	N/A	N/A
Lubenske agritrade enterprise	100	N/A	N/A
Odesa service for active influences on hydrometeorological processes	100	N/A	N/A
State enterprise repair-building site "Agros"	100	N/A	N/A
Collective enterprise of Uman inter-farm plant for the production of animal feed	4	N/A	N/A
"Ukrvetprompostach"	100	N/A	N/A
"Lutsenko"	25	N/A	N/A
Trading house "Bukovinska Gorilka"	100	N/A	N/A
State agricultural poultry farm "Beregivska"	100	N/A	N/A
"Burkutets"	100	N/A	N/A

Mining

Company name	State stake for sale, %	Revenue, '000 UAH (2015)	EBITDA, '000 UAH (2015)
United mining and chemical company	100	1 829 760	837 504
Mine1-3 "Novogrodivska"	100	554 778	-27 144

Any additional information about these SOEs upon your request to: privatization@spfu.gov.ua

Mining

Company name	State stake for sale, %	Revenue, '000 UAH (2015)	EBITDA, '000 UAH (2015)
Mine Management "Pivdenodonbaske #1"	100	386 600	-144 832
Mine "Girska"	100	306 284	51 644
Coal Company "Krasnolymanska"	100	294 166	178 358
Mine "Stakhanova"	100	246 728	-265 923
"Lysychanskvugillya"	100	230 622	-1 408 399
Mine "Nadiya"	100	225 843	3 098
Mine "Russia"	100	172 062	-227 104
Mine "Ukraine"	100	69 645	-178 084
"Lviv coal company"	38	61 091	-49 772
Mine "Kurakhivska"	100	48 996	-216 973
Mine "Buzhanska"	100	47 257	-63 117
Mine "Toshkivska"	100	25 255	-73 209
Mine "Tsentralna"	100	12 385	-93 383
Mine "Dymytrova"	100	11 390	-84 595
Joint venture "Keramnadra" in the form of a LLC	51	7 907	2 715
Mine "Zolote"	100	6 381	-83 922
Mine "Karbonit"	100	5 298	-74 385
State inspection on quality of iron ore	100	3 144	-236
Stebnicka mining and chemical enterprise "Polymineral"	6	N/A	11 431
"Ukrainian polymetals"	100	N/A	-105,40
Mine "Pivdenodonbaska #3 named after M. S. Surgay"	100	N/A	N/A
"DTEK Oktyabrskya CCF"	38	N/A	N/A
Central concentrating factory "Vuglegirska"	41	N/A	N/A

Mining

Company name	State stake for sale, %	Revenue, '000 UAH (2015)	EBITDA, '000 UAH (2015)
"DTEK Dobropilska CCF"	38	N/A	N/A
Single property complex — rectification shop of the former structural unit of Dnypropetrovsk coke-chemical plant named after Kalinin	100	N/A	N/A
Mine "Mezhirichanska"	100	N/A	N/A
Mine "Velykomostivska"	100	N/A	N/A
Mine "Chervonogradska"	100	N/A	N/A

Energy

Company name	State stake for sale, %	Revenue, '000 UAH (2015)	EBITDA, '000 UAH (2015)
"DTEK Dnyprooblenergo"	25	22 301 740	502 293
"Kyivenergo"	25	18 118 511	609 552
"DTEK Zakhidenergo"	25	13 807 799	-656 091
"Zaporozhyeoblenergo"	60	8 259 528	147 714
"DTEK Dnyproenergo"	25	7 297 957	-2 137 113
"Centrenergo"	78	6 863 846	256 734
"Donbasenergo"	25	5 339 784	176 560
"Kharkivoblenergo"	65	4 941 404	311 512
"Odesaoblenergo"	25	4 462 464	675 442
"DTEK Donetskoblenergo"	25	4 438 298	-2 711 814
"Cherkasyoblenergo"	46	2 349 943	73 808
"Mykolayevoblenergo"	70	2 148 555	104 416
"Sumyoblenergo"	25	1 699 590	N/A
"Khmelnitskoblenergo"	70	1 420 259	155 310
"Ternopiloblenergo"	51	1 014 745	86 662
"Severodonetsk Thermal Power"	100	589 197	2 703
"Kryviy Rig Thermal Power Plant"	100	401 716	-307 357
"Odesa CHP"	100	386 045	-54 469

Energy

Company name	State stake for sale, %	Revenue, '000 UAH (2015)	EBITDA, '000 UAH (2015)
"Kherson CHP"	100	272 818	-36 131
"Dnyprovsky CHP"	100	268 671	-57 762
"Mykolaev CHP"	100	244 495	4 774
"Pervomaysk HPS"	100	N/A	N/A

Processing

Company name	State stake for sale, %	Revenue, '000 UAH (2015)	EBITDA, '000 UAH (2015)
Ukrainian-Russian "Phazotron-Ukraine"	49	120 (01.10.2015)	N/A
Zaporozhye production aluminum combine	68	2	292 978
"Oriana"	100	N/A	55 859

Oil & Gas

Company name	State stake for sale, %	Revenue, '000 UAH (2015)	EBITDA, '000 UAH (2015)
Gas supply and gasification "Korostishevgaz"	23	30 337	-8 253

Transportation

Company name	State stake for sale, %	Revenue, '000 UAH (2015)	EBITDA, '000 UAH (2015)
Ivano-Frankivsk Locomotive Repair Plant	100	49 961	1 569
"Kyivpasservice"	100	37 390	1 296

Transportation

Company name	State stake for sale, %	Revenue, '000 UAH (2015)	EBITDA, '000 UAH (2015)
Haivoronsky Locomotive Repair Plant	100	19 697	1 300
“Spektr-Smila”	100	12 723	1 929
Commercial fleet of Donbas	25	3 944	20 211
State shipping company “Ukrtanker”	100	2 278	1 703
Black sea yacht club	100	1834,2	-196,4
Single property complex of “Ukrspetsobladnannya”	100	1662,2	-173,4
Ternopil state aviation enterprise “Universal-Avia”	100	43,9	-44,1
Single property complex of public catering enterprise “Zustrich”	100 (rented by "Zustrich")	40,8	2 220,2
Single property complex of the state institution “Station of young technicians of the southern railway”	100	0,9	1 199,5
Single property complex of Agency for service of vessels	100	N/A	N/A
State shipping company “Black Sea Shipping”	100	N/A	N/A
Waterways "Ustdunayvodshlyakh"	100	N/A	N/A
Single property complex of former trade SOE «Gudok»	100	N/A	N/A
“Kharkiv bakery #1” of Kharkiv state enterprise of working supply of the southern railway	100	N/A	N/A
State trading enterprises “Express”	100	N/A	N/A
Dnypropetrovsk special design and technological Bureau "Elevatormlynmash"	100	N/A	N/A
Single property complex of railway transport “Dymytrovvugillyavantazhtrans”	100	N/A	N/A

Telecom

Company name	State stake for sale, %	Revenue, '000 UAH (2015)	EBITDA, '000 UAH (2015)
State enterprise of road communication, information support and automatics "Ukrdorzhvyazok"	100	14 182	N/A
"Testing Center of mobile technology"	100	644	10

Health/Vocation

Company name	State stake for sale, %	Revenue, '000 UAH (2015)	EBITDA, '000 UAH (2015)
«President-Hotel»	100	28 143	19 355
General agency for tourism in Chernivtsi region – OJSC Tourism Complex "Cheremosh"	10	297	163
Rental company sanatorium "Chervona Kalina"	100	20 413	2 755
«Atomprofzdravnitsa»	30	N/A	-448
Wellness complex «Prolysok»	31	N/A	N/A
Household enterprise "Nephon"	100	N/A	N/A
"Inin"	100	N/A	N/A
Single property complex of the recreation center "Rosinka"	100	N/A	N/A

Construction

Company name	State stake for sale, %	Revenue, '000 UAH (2015)	EBITDA, '000 UAH (2015)
"Ukrzakhidvuglebud"	49	81 195	-4 654
"Dnyprometrobud"	95	6 342	-7 454
«Mystechko Invalydiv»	50	1552 (01.07.2016)	-167

Any additional information about these SOEs upon your request to: privatization@spfu.gov.ua

Construction

Company name	State stake for sale, %	Revenue, '000 UAH (2015)	EBITDA, '000 UAH (2015)
"Mobile mechanized column-4"	9	319	-3
"Khersonvodbud"	50	75	-364
"Industrial glass company"	23	N/A	-393
"Center for construction and energy efficient engineering"	100	N/A	N/A
"Ukrainian centre in the field of landscaping"	100	N/A	N/A
"Ukrainian centre in the field of landscaping"	100	N/A	N/A

Chemicals

Company name	State stake for sale, %	Revenue, '000 UAH (2015)	EBITDA, '000 UAH (2015)
"Odessa Portside Plant"	100	11 195 159	641 229
"Sumykhimprom"	100	2 508 632	70 964
Zaporozhye titanium and magnesium plant	51	1 020 608	190 841
Konstantinovsky state chemical plant	100	26 214	-35 213
Zhytomyr plant of chemical fibre	98	486	-873
"Svema"	92	469	-8 325
Cherkasy state plant of chemical reagents	100	N/A	4 091
State research and production complex of procurement and preservation of autologous blood and its components	51	N/A	4,8

Any additional information about these SOEs upon your request to: privatization@spfu.gov.ua

Home Production

Company name	State stake for sale, %	Revenue, '000 UAH (2015)	EBITDA, '000 UAH (2015)
Ternopil Association "Teksterno"	25	119 280	-53 035
Vinnitsya factory "Crystal"	100	26 832	5 216
South state scientific – production center "Progres"	100	1 990	29
Bilotserkivsk factory of rubber technical products	90	486	-1 652
"Iskra"	9	150	N/A
"Lypchanblock"	23	148	-637,2
Joint Ukrainian-Swiss LLC "Tema"	40	8	N/A
Ukrainian state joint-stock holding company "Ukrpapierprom"	100	N/A	89
Slavutsky combine "Budfarfor"	100	N/A	N/A

Real Estate

Company name	State stake for sale, %	Revenue, '000 UAH (2015)	EBITDA, '000 UAH (2015)
National Network of Auction Centers"	100	829	3 278

Finance

Company name	State stake for sale, %	Revenue, '000 UAH (2015)	EBITDA, '000 UAH (2015)
Insurance company "Astarta"	26	6590 (2013)	1 203
"Prominvestbank"	0,0005	5 944 967	N/A
«Ukrsocbank»	0,0000059	3 457 631	N/A
Specialized Joint Stock Insurance Company «Speceximstrah»	51	N/A	-22

Any additional information about these SOEs upon your request to: privatization@spfu.gov.ua

Engineering

Company name	State stake for sale, %	Revenue, '000 UAH (2015)	EBITDA, '000 UAH (2015)
«Turboatom»	75	2 734 081	1 925 256
Plant «Electrovazhmash»	100	1 897 274	-7 601
“Ista-Center”	22	272 741	-4 339
Plant «Radiorele»	100	103 236	17 221
Dnipropetrovsk scientific-production complex “Electrovobuduvannya”	100	79 780	4 150
Ternopyl Radio-Plant “Oryon”	96	73 145	3 963
Dnyprovsk Machinery Construction Plant	25	68 811	10 909
“Azovmash”	50	43 360	-7 885
State scientific-production enterprise “Elektronmash”	100	25 771	2 782
“Tumen-Mediko-Smila”	38	8 141	1 879
Novorozdilske state mining and chemical enterprise “Sulfur”	100	7 843	1 272
Zakarpattyia plant “Elektroavtomatika”	95	6 549	484
“Osnastka”	50	3 717	-912
Pilot plant “Khvylya”	100	3 580	122
Nykopol plant of pipe fittings	30	2 776	-5 807
State enterprise for processing of scrap and waste containing precious metals “Dnypro-VDM”	100	2 763	-1480
Special design and technological Bureau of electrical equipment	100	1 943	271
Ukrainian state scientific and technical center of anti-recessionary technologies in industry	100	1 415	N/A
"Kamianets-Podilsksilsmash"	31	1 036	-401
Machinery construction association “Oryon”	50	1 001	-571

Any additional information about these SOEs upon your request to: privatization@spfu.gov.ua

Engineering

Company name	State stake for sale, %	Revenue, '000 UAH (2015)	EBITDA, '000 UAH (2015)
Engineering center of hard alloys "Svitkermet"	100	932,7	N/A
Rozdilske state mining and chemical enterprise "Sirka"	100	855	-10 561
Novoyavorivske state mining and chemical enterprise "Sirka"	100	830	-12 946
Special designing and technological Bureau "Electronagrivach"	100	810	7
State out-of-school educational institution "Perspektiva"	100	749	76
"Ecotransenergo"	100	670	-3 533
Artemovsk machinery construction plant "Pobeda Truda"	100	526	-3 964
Engineering manufacturing and scientific center of die casting	100	210	-8
Machinery construction plant "Ametyst"	50	180	-54
"Scientific-technical center "ZAZavtotechnica"	100	142,4	N/A
"Kyivmashservice"	100	118,2	-346,9
Peremyshliansky Instrument-making Plant "Module"	25	101	N/A
"Arksi"	7	93	N/A
Chernivetsky Radiotechnic Plant	22	22	876
"Uenpikom"	30	53 (01.07.2015)	N/A
"Uindenergo LTD"	20	N/A	-1 658
Lviv Plant "Avtonavantazhuvach"	57	N/A	N/A
Genichesk Machine-building Plant	5	N/A	N/A

Any additional information about these SOEs upon your request to: privatization@spfu.gov.ua

Engineering

Company name	State stake for sale, %	Revenue, '000 UAH (2015)	EBITDA, '000 UAH (2015)
"Avtolyvmash"	26	N/A	N/A
Pavlograd establishment management	100	N/A	-152
Single Property Complex "Transmash"	100	N/A	N/A
Scientific-technical center "Stankosert"	100	N/A	N/A
Special design Bureau "Ruta"	100	N/A	N/A
Instrument factory "Rayduga"	100	N/A	N/A
State scientific-production enterprise "Kitas"	100	N/A	N/A
State foreign trade enterprise "Ukrcolourprom"	100	N/A	N/A
Forest-industrial enterprise "Prikarpatlis"	100	N/A	N/A
Izyum state plant of ophthalmic lenses	100	N/A	N/A

Space Industry

Company name	State stake for sale, %	Revenue, '000 UAH (2015)	EBITDA, '000 UAH (2015)
"Kosmotras"	0,234	N/A	N/A

Science

Company name	State stake for sale, %	Revenue, '000 UAH (2015)	EBITDA, '000 UAH (2015)
State Institute for designing of industrial enterprises	100	32 538	N/A
Research and design Institute for atomic and power pumpbuilding	50	18 867	2 005
Agricultural Bogodukhov educational Kombinat	100	11 155	2 098
Ukrainian state Institute for designing plants of heavy machine building	100	5 478	174
State scientific-research Institute of large tires	100	4 889	12

Any additional information about these SOEs upon your request to: privatization@spfu.gov.ua

Science

Company name	State stake for sale, %	Revenue, '000 UAH (2015)	EBITDA, '000 UAH (2015)
Institute of postgraduate education of specialists of Maritime and river transport	100	3 854	752,2
Project Institute "Promzernoproekt"	100	1 796,8	N/A
Sumy state selection centre	100	1 496	-84
Educational-attestation center of non-destructive control	25	1 141	130
Scientific-production enterprise "Systema"	100	1 118	-2 296
"Kherson-Dipromisto"	18	756	1,5
Krivyy Rig Institute of automatics	100	752	65
Ukrainian Institute of lighting	100	738	55
Scientific-technical test center "Spektr-T"	13	693	23
State Institute on designing the enterprises of meat and dairy industry "Poltavadipromyasmolprom"	100	675	N/A
"Rhytm"	51	506	-584
Ukrainian state scientific-research and design Institute of light industry	100	398	-36
Kharkiv scientific-research Institute of engineering technology	100	345	-153
Ukrainian-Kazakhstan-Russian JV on nuclear fuel production "SP UKRTVZ"	33	165	4
Zaporozhye design and technology Institute of agricultural engineering	100	142,5	N/A
Ukrainian energy saving service company	100	56	-14 467
Ukrainian production and research laboratory of Immunogenetics	100	18	N/A
Ukrainian state scientific-research Institute of porcelain and faience industry	100	N/A	1000
Scientific-production concern "Nauka"	47	N/A	273
Design Institute "Odesaagroproekt"	14	N/A	N/A

Science

Company name	State stake for sale, %	Revenue, '000 UAH (2015)	EBITDA, '000 UAH (2015)
State scientific institution "Southern scientific-technical center for testing and implementation of new technology"	100	N/A	N/A
Ukrainian state research and design Institute for industrial technology	N/A	N/A	N/A
State design Institute for designing enterprises of rubber industry	N/A	N/A	N/A
State industrial training school aviation profile "Zaporizhzhya flight training center named after Marshal of aviation Pokryshkin"	N/A	N/A	-573
State interbranch medical and engineering research center	N/A	N/A	N/A
Scientific-research Institute of radio electronic systems "Kvant-radioelectronica"	100	N/A	N/A
Scientific-research Institute "KhEMZ"	100	N/A	N/A

Waste Management

Company name	State stake for sale, %	Revenue, '000 UAH (2015)	EBITDA, '000 UAH (2015)
"Ukrecoresources"	100	N/A	N/A

Services

Company name	State stake for sale, %	Revenue, '000 UAH (2015)	EBITDA, '000 UAH (2015)
«Inzheksbud»	100	1 162	348,20
Scientific-production and commercial small business "Borriks"	24	30	0,9

Any additional information about these SOEs upon your request to: privatization@spfu.gov.ua

Metallurgy

Company name	State stake for sale, %	Revenue, '000 UAH (2015)	EBITDA, '000 UAH (2015)
Ukrainian scientific and technical center of metallurgical industry "Energostal"	100	165 664	7 788

Certification

Company name	State stake for sale, %	Revenue, '000 UAH (2015)	EBITDA, '000 UAH (2015)
Kyiv Regional Research-Production Center of Standardization, Metrology and Certification	100	20 562	2 589
Rivne Regional Research-Production Center of Standardization, Metrology and Certification	100	17 106	1 901
Chernihiv Regional Research-Production Center of Standardization, Metrology and Certification	100	10 642	1 139
«Ukrpromzovnisheksperytyza»	100	10 104	637
Kyiv Regional Research-Production Center of Standardization, Metrology and Certification	100	N/A	N/A
Scientific and technical center of conformity assessment in construction "Budcenter"	100	N/A	N/A

Fish Industry

Company name	State stake for sale, %	Revenue, '000 UAH (2015)	EBITDA, '000 UAH (2015)
"Aquaculture center"	100	344,50	50,5
Experimental grey mullet fish hatchery	100	173	-8,3
Regional pilot experimental complex	100	4,4	-37,4
Single property complex of the state enterprise in Fish industry "Galitsky"	100	N/A	N/A

Any additional information about these SOEs upon your request to: privatization@spfu.gov.ua

Fish Industry

Company name	State stake for sale, %	Revenue, '000 UAH (2015)	EBITDA, '000 UAH (2015)
Structural unit of the single property complex of "Sumy regional state production agricultural fish-breeding enterprise"	100	N/A	N/A
Structural unit of a single property complex "Lebedinsk fish-breeding and reclamation station"	100	N/A	N/A
Dniester Fish Hatchery	100	N/A	N/A
Fisheries Forwarding Center	100	N/A	N/A
Mykolaev Sea Agency	100	N/A	N/A
Breeding and genetic center of fisheries "Podillya"	100	N/A	N/A
"Aquaresources"	100	N/A	N/A
"Service"	100	N/A	N/A
Scientific selection-genetic centre for fish	100	N/A	N/A
Chervonooskilske state production agricultural-piscicultural enterprise	100	N/A	N/A
Ukrainian state Institute for designing of enterprises of fisheries and industry "Ukrribproekt"	100	N/A	N/A

Trade

Company name	State stake for sale, %	Revenue, '000 UAH (2015)	EBITDA, '000 UAH (2015)
"M-Service"	20	16 618	4 035
Specialized Enterprise "Ukrspectorg"	100	2 456	-628
"Ukrnaftoprodukt"	50	1 028	-223
"Strumok"	20	822	-2
Production "Technic"	28	802	44
«United Engineering Company»	1	442	60

Any additional information about these SOEs upon your request to: privatization@spfu.gov.ua



STATE
PROPERTY
FUND
OF UKRAINE

For any questions and support, please:

- dial "hot-line" +380 800 50 56 46
- e-mail: privatization@spfu.gov.ua
- visit: www.privatization.gov.ua
- mail: 18/9 Kutuzova st., Kyiv, 01601, Ukraine

